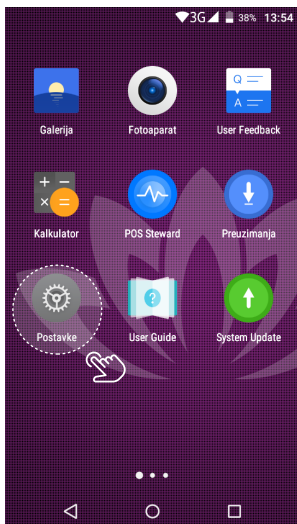


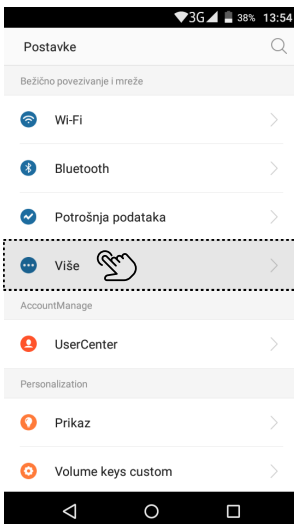
UPUTE ZA AKTIVACIJU INTERNET SIM KARTICE

- 1 VAŽNO:** Prije postavljanja potrebno je umetnuti SIM karticu u uređaj i ponovno pokrenuti uređaj.
Ako vam internet radi nakon što ste umetnuli sim karticu u uređaj nije potrebno postavljati pristupne točke. U protivnom slijedite daljnje upute:

2 Odaberite postavke



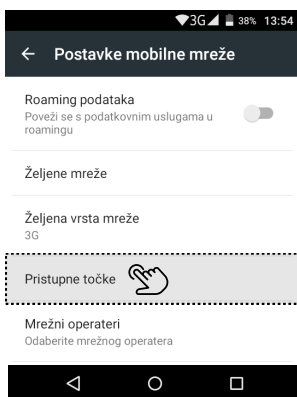
3 zatim Više



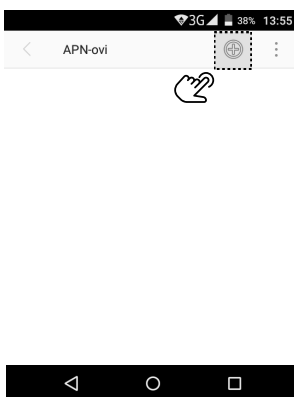
4 te Mobilne mreže



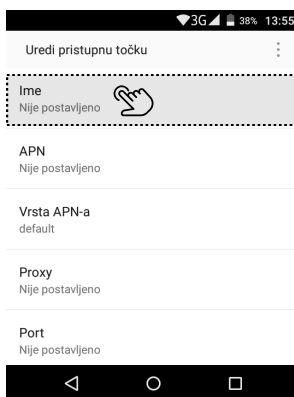
5 Pristupne točke



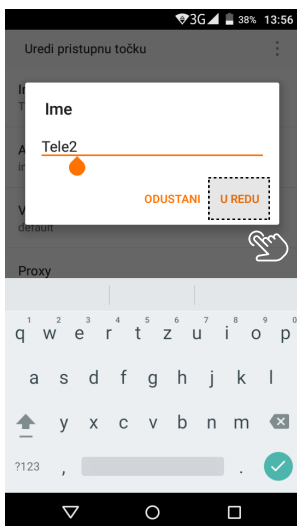
6 te pritisnite na znak ⊕



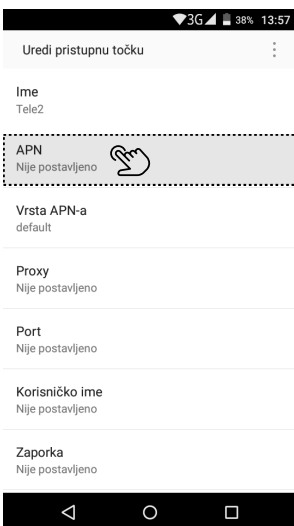
7 Odaberite Ime



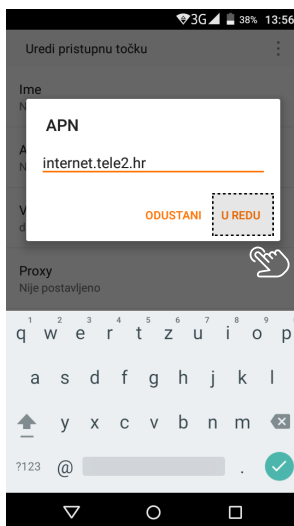
8 upišite Tele2 zatim pritisnite U redu



9 Odaberite APN



10 upišite internet.tele2.hr zatim pritisnite U redu



VAŠ INTERNET JE POSTAVLJEN ✓